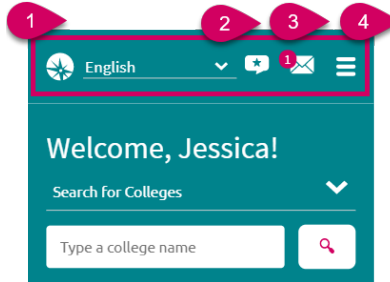


Naviance Student Overview Reference Guide

Navigation Tips

Static Toolbar



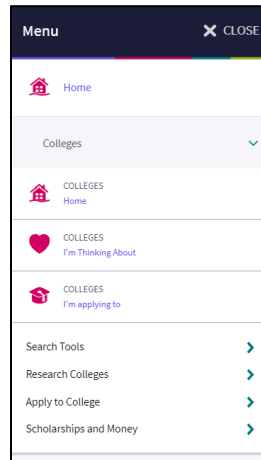
1. Language Menu (only applies to custom content that your school has provided in one of the listed languages)
2. Provide Feedback about Naviance Student
3. Email Inbox & Notifications
4. Navigation Menu (Including Log Out) – from mobile devices

Menus

The Naviance Student menus are mobile-responsive and will adjust based on the device you are using.

When accessing a menu, there are direct access links, and second-level links that bring you to more options.

This is an example of the Colleges menu from a mobile device.

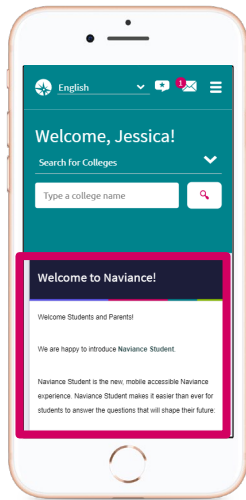


This is an example of the menu from a tablet, laptop, or desktop.



Content Cards

The new interface makes use of content cards that are identified by a title and show corresponding information. Depending on what information is in the card, you may see an option at the bottom of the card to read more, see more, or perform an action. Expect to see this general structure on most pages.



The Home Page

Welcome Card: A custom message from your school.

Important To-Dos and Tasks: Drawing from your planner, get a snippet of overdue and upcoming to-do items and tasks.

Resources to Get Ready: Everyday access to Document Resources -documents shared by the school with all students. This area also provides access to Test Prep, x2VOL, and Curriculum if your school uses them.

My Favorites: Quick access to your Colleges I'm Thinking About, Colleges I'm Applying To, and Careers and Clusters I'm Thinking About.


What's New: View upcoming college visits, new journal entries shared by a counselor or teacher, and any new comments on course plans, tasks, and goals made by someone other than you.

From My School: From this section, find a list of links, pages, and updates provided by your school. Use **View all from my school** to see a full list.

The screenshot displays the Naviance Home Page interface. At the top left, a 'Welcome Card' contains a message from the school. Below it, the 'Important To-Dos and Tasks' section lists several items, including 'ACT test prep' and 'Submit applications', with 'OVERDUE' and 'HIGH' status indicators. The 'Resources to get ready' section features three buttons: 'Naviance Test Prep', 'College and Career Readiness Lessons', and 'Document Resources'. The 'From My School' section at the bottom is divided into three columns: 'LINKS' (College Links, FAFSA), 'PAGES' (Responsibilities, Learn about FAFSA), and 'UPDATES' (PSAT/NMSQT Information). On the right side, the 'My Favorites' section lists 'COLLEGES I'm thinking about', 'COLLEGES I'm applying to', and 'CAREERS AND CLUSTERS I'm thinking about'. Below that, the 'What's New' section shows a notification about a college visit.

Colleges Home

Find Your Fit

 COLLEGE SEARCH
SuperMatch

[College Match](#)


[Scattergrams](#)

[Advanced College Search](#)

[College Lookup](#)

Show less

Research Colleges

 COLLEGES
I'm Thinking About

[College Compare](#)

[College Resources](#)


[Acceptance History](#)

[Enrichment Programs](#)

[College Maps](#)

Show less

Apply to Colleges

 COLLEGES
I'm applying to

[Letters of Recommendation](#)

[College Events](#)

[Manage Transcripts](#)

[Test scores](#)

Show less

Scholarships and Money

 SCHOLARSHIPS
I'm Applying To

[Scholarship List](#)

[Scholarship Match](#)

[National Scholarship Search](#)

Show less

College Visits

Show more

Colleges Home

Find Your Fit

SuperMatch™ College Search: Receive a list of best-fit schools based on criteria that you deem as important in your college search.

College Match: See and quickly favorite the other schools that students are applying to when they have also applied to a school from your favorites list. Additionally, check out other colleges that have accepted students with stats like your own.

Scattergrams: A graph used to help you analyze how you fit in with other students from your high school who have been accepted or denied admittance to a school based on GPA and test scores.

Advanced College Search: Using multiple categories, answer questions to identify colleges that match your interests and then save the search.

College Lookup: Lookup a school by multiple filters including name, country, state, or college group. Easily favorite colleges using the Heart icon found next to a school name.

Research Colleges

Colleges I'm Thinking About: A list of schools that you have identified as prospects

College Compare: Add schools to compare the average GPA and test scores of students from your high school that have been accepted to that college during a time span.

College Resources: List of external web resources that may be valuable to your college search process.

Acceptance History: An alphabetical list of colleges where someone from your school has been accepted and/or enrolled over a time span.

College Maps: View an interactive map of schools based on a list of different pre-defined criteria. For example, you can see a map of the colleges from your Colleges I'm Thinking About list.

Enrichment Programs: Look for ways to get involved with your community and school, as well as possible internship opportunities and other events to build your experiences.

Apply to Colleges

Colleges I'm Applying To: A list of schools to which you have decided to apply.

Letters of Recommendation: Request new and track existing letter of recommendation requests.

College Events: View a list of colleges that are hosting events and sign up for those of interest.

Manage Transcripts: Add and review transcript requests, as well as view associated fees.

Test Scores: View your key test scores, including SATs. Depending on school permissions, you may be able to add your own test scores.

Scholarships and Money

Scholarships I'm Applying To: A list of scholarships to which you are applying.

Scholarship List: A list of potentially relevant scholarships that you can review and add to your applications list.

Scholarship Match: A list of scholarships that may be a suitable match for you based on scholarship requirements such as gender, ethnicity, GPA, etc.

National Scholarship Search: An external site hosted by Sallie Mae that provides a list of potential scholarship matches based on personal criteria as associated with Naviance Student.

College Visits

View and enroll in (depending on permissions) college visits that are scheduled to occur either in-person or virtually.

Careers Home

Careers and Clusters I'm Thinking About

About: View the careers and clusters that you have added to your favorites.


Career Cluster Finder: Learn what career clusters may be a good match for you based on activities that interest you, personal qualities that you have, and subjects that you enjoy.

Do What You Are: This assessment uses personality types to suggest careers and clusters that might be a good match.

Career Key: Learn about and view careers associated with your Holland interest codes.

Career Interest Profiler: A career interest assessment that will display all your Holland Code matches. Some schools may not have this assessment enabled.

Explore Careers and Interests

 CAREERS AND CLUSTERS I'm thinking about

[Explore Careers](#)

[Explore Career Clusters](#)

Roadtrip Nation Interview Archive



What's in the Archive?

Roadtrip Nation has gone on **52 roadtrips** and interviewed experts, creating **6,834** videos on struggle, triumph, and self discovery broken into **48 themes** and **29 interests**

[Explore More](#)

Explore More: Use this button to access the Roadtrip Nation Interview Archive. This archive provides videos of experts sharing stories about different career paths. You can search for a video speaker by interests, themes, leaders and playlists.

Career Assessments

[Career Cluster Finder](#)

[Career Key](#)

[StrengthsExplorer](#)

[Do What You Are](#)

[Career Interest Profiler](#)

[MI Advantage](#)

Career Assessments: Quickly access and take assessments that can tell you more about yourself and your career interests. Your list may have different assessments as compared to what is shown here. The assessments can also be found on the About Me tab.

3 ways to get ready for college, career and life this spring



About Me Home

The screenshot shows the 'About Me Home' dashboard for a student named Jessica Completed, Class of 2020. The dashboard is divided into several sections:

- Account Information:** Located at the top center, it includes a profile picture (JC) and links for Account, Resume, Test Scores, and Portfolio.
- My Surveys:** A table with two columns: 'Surveys Progress' and 'Surveys to Take'. The progress section shows 'Next Step Plan Survey' (IN PROGRESS), 'Sample Survey' (COMPLETED), and 'Sample Survey Q' (COMPLETED). The 'to take' section lists 'Alex Career Survey', 'Art Programs Feedback', and 'Black and Veatch Job Shadow Survey'. A 'See all Surveys' button is at the bottom.
- My Assessments:** A table with two columns: 'Assessments in Progress' and 'Assessments to Take'. The progress section shows 'Career Cluster Finder' (9%), 'Career Interest Profiler' (100%), 'Career key' (100%), 'Do What You Are' (100%), 'Learning Styles Inventory' (100%), 'MI Advantage' (100%), and 'StrengthsExplorer' (100%). The 'to take' section says 'You have no new assessments.'
- My Postsecondary Plans:** A section with three items: 'COLLEGES I'm thinking about', 'CAREERS AND CLUSTERS I'm thinking about', and 'Game Plan'.
- Documents Shared With Me:** A section with a 'See All Documents by Folder' button.
- My Journal:** A section with a 'Community Service' entry and a 'See all Journal Entries' button.

Callout boxes provide detailed explanations for these features:

- About Me:** View general Account information, build your Resume, view Test Scores, or view/print your full Naviance Student Portfolio.
- Assessments in Progress:** See a status indicator of the assessments you are currently working on and need to complete.
- Assessments to Take:** See a list of assessments that your school would like you to complete. Click on an assessment to get started.
- Surveys in Progress:** See a status indicator of the surveys you currently have in progress and need to complete.
- Surveys to Take:** See a list of surveys that your school would like you to complete. Click on a survey to get started.
- Colleges I'm Thinking About:** A list of schools that you have identified as prospects.
- Careers and Clusters I'm Thinking About:** View the careers and clusters that you have added to your favorites.
- Game Plan:** If Game Plan displays under postsecondary plans, it is an indicator that your school would like you to fill out a survey about your plans beyond high school.
- Documents Shared With Me:** View documents that a counselor or teacher has chosen to share just with you.
- My Journal:** View and create journal entries for yourself or share them with counselors, teachers or your parents. You can use this area to journal about your experiences, your plans, your essays or anything you want. Documents can be attached to a journal entry.

About Me: View general Account information, build your Resume, view Test Scores, or view/print your full Naviance Student Portfolio.

Assessments in Progress: See a status indicator of the assessments you are currently working on and need to complete.

Assessments to Take: See a list of assessments that your school would like you to complete. Click on an assessment to get started.

Surveys in Progress: See a status indicator of the surveys you currently have in progress and need to complete.

Surveys to Take: See a list of surveys that your school would like you to complete. Click on a survey to get started.

Colleges I'm Thinking About: A list of schools that you have identified as prospects.

Careers and Clusters I'm Thinking About: View the careers and clusters that you have added to your favorites.

Game Plan: If Game Plan displays under postsecondary plans, it is an indicator that your school would like you to fill out a survey about your plans beyond high school.

View documents that a counselor or teacher has chosen to share just with you.

View and create journal entries for yourself or share them with counselors, teachers or your parents. You can use this area to journal about your experiences, your plans, your essays or anything you want. Documents can be attached to a journal entry.

My Planner Overview

Overdue shows a list of tasks and to-do items that are overdue and should be completed as soon as possible.

The screenshot shows the 'My Planner Overview' interface. At the top, there are navigation tabs: 'Overview', 'Goals', 'To-Do List', and 'Tasks Assigned to Me'. The 'Overview' tab is active, showing a red 'Overdue' section with a warning icon and the text 'These are overdue. Do them soon to stay on track.' Below this are three task entries:

- TO-DO** ACT test prep
OVERDUE Saturday Apr 28, 2018
To-Do
MARK AS DONE
- TO-DO** Submit applications
OVERDUE Thursday Apr 26, 2018
To-Do
MARK AS DONE
- TASK** Complete 20 Hours of Community Service
OVERDUE Saturday Jul 15, 2017
Assigned by Kijil Bechtold

Below the 'Overdue' section is the 'Upcoming' section, which includes a 'Calendar View' and 'List View' toggle. The calendar shows a grid for April 2018 with tasks placed on specific dates:

- 03: Make summer to-do list
- 17: Add colleges to colleges I'm thinking about list
- 18: Move American University to Application list
- 23: Testing todo
- 24: Visit University of Cincinnati
- 25: Visit University of Cincinnati
- 26: Submit applications
- 27: Job shadowing day with Mr. Crabb
- 28: ACT test prep

At the bottom is the 'Recently Completed' section, which lists tasks that have been marked as complete:

- Done Job shadowing day with Mr. Crabb
Friday Apr 27, 2018
To-Do
MARK AS NOT DONE
- Done Visit University of Cincinnati
Wednesday Apr 25, 2018
To-Do
MARK AS NOT DONE
- Done Testing todo
Monday Apr 23, 2018
To-Do
MARK AS NOT DONE

Callouts provide additional information:

- Overdue**: Shows a list of tasks and to-do items that are overdue and should be completed as soon as possible.
- Goals**: Add your own goals about anything you are interested in achieving. Mark goals complete as you hit them.
- To-Do List**: Create a list of actions you need to complete.
- Tasks Assigned to Me**: Important tasks assigned to you by your school.
- Recently Completed**: Recently Completed is a list of the tasks and to-do items that you have recently marked as complete. You can use this location to view the items or change them to incomplete.
- Upcoming calendar**: Use the Upcoming calendar to keep track of and open past and upcoming tasks and to-dos. Switch between the Calendar and List Views for a different visual of the events.